


# ENCORE™ SERIES AR150CM METAL HALIDE ILLUMINATORS

Project:


Type:

Catalog Number: **AR150CM**

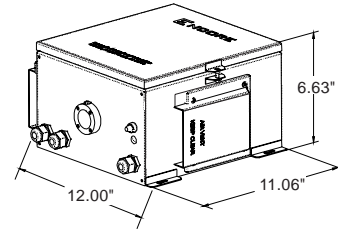
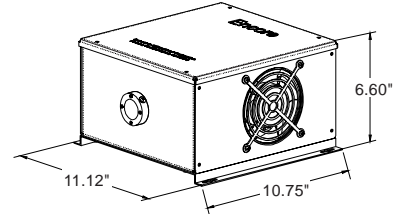
System Component: **Illuminator**



**DRY ENCLOSURE**



**WET ENCLOSURE**



## SPECIFICATIONS

### Enclosure

Dimensions

Finish / Material

Shipping Weight

NEMA Rating

IP Rating

Number of Ports

Ambient Operating Temperature

### Dry Enclosure

W: 11.12" (28.25cm)

L: 10.75" (27.3cm)

H: 6.60" (16.76cm)

Anodized Aluminum

9.0 Lbs (4.1Kg) Nominal

1

20

1

-20°F (-29°C) to 110°F (43°C)

### Wet Enclosure

W: 12.00" (30.40cm)

L: 11.06" (28.04cm)

H: 6.63" (16.84cm)

Powder-Coated CRS

18.1 Lbs (8.2Kg) Nominal

3R

44

1

-20°F (-29°C) to 110°F (43°C)

### Power Requirements

Voltages

Starting Amps

Running Amps

Fuse

Listings

Magnetic: Available in a wide range of voltages in 50 or 60 Hz. See Part Number Configuration on back for options. (Standard configuration: 120V/60Hz)

Electronic: 120V 50/60Hz

1.98 Amps @ 110V (Nominal) with standard magnetic transformer

1.53 Amps @ 110V (Nominal) with standard magnetic transformer

1.41 Amps @ 110V (Nominal) with Electronic Ballast

1.25in x .25in, 5.0 Amp, Fast Acting

ETL (Based on UL Standard 1598); CSA; CE Marked

### Lamp

Type

Reflector

Wattage

Lumen Output

Color Temperature

Average Rated Lamp Life

Replacement PN

CDM-SA/R 150W/942 UV-Block Metal Halide with Reflector, Short Arc

Dichroic Glass Module

150 Watt

2,083 at 1' (30.5cm) Test Fiber; 3,073 at Port (Magnetic)

2,450 at 1' (30.5cm) Test Fiber; 3,688 at Port (Electronic)

3000° K and 4000° K, 96 CRI lamp options available

4,000 Hours (Average - Manufacturers Specifications)

3K Lamp - L9N-015 / 4K Lamp - L9N-005

### Noise Level

Standard Fan

Quiet Fan

40.2 dB(A) / 47.5 dB(L)

37.4 dB(A) / 47.5 dB(L)

### Warranty

Limited 1 year warranty on parts and labor (excluding lamps)



**LUMENYTE** INTERNATIONAL CORPORATION

74 Icon • Foothill Ranch, CA 92610 USA

EMAIL: [licinfo@lumenyte.com](mailto:licinfo@lumenyte.com) WEBSITE: [www.lumenyte.com](http://www.lumenyte.com) TEL: 949.829.5200 FAX: 949.829.5201

# ENCORE™ SERIES AR150CM METAL HALIDE ILLUMINATORS

## PART NUMBER CONFIGURATION

SERIES	LAMP	VOLTAGE	ENCLOSURE	COLOR	CONTROL	FAN
AR150CM Encore						
-3	150W, 3000° K, 96 CRI					
-4	150W, 4000° K, 96 CRI					
-120E	120V 50/60Hz Electronic Ballast					
-120/6M	120V 60Hz Magnetic Transformer					
-208/6M	208V 60Hz Magnetic Transformer					
-240/6M	240V 60Hz Magnetic Transformer					
-277/6M	277V 60Hz Magnetic Transformer					
-220/5M	220V 50Hz Magnetic Transformer					
-230/5M	230V 50Hz Magnetic Transformer					
-240/5M	240V 50Hz Magnetic Transformer					
-D	Dry					
-W	Wet					
-L	White Light Only					
-PC	Permanent Color Filter Only. Select filter from any Encore standard color, custom color, CTO or CTB filter.					
-CW	Stoppable 8-Part Standard Color Wheel. Standard color sequence - Orange, Hot Pink, Teal Green, Yellow, Blue, Coral, White, Aqua (Cyan).					
-C8	Stoppable 8-Part Custom Color Wheel. Select colors & sequence from any Encore standard or custom color.					
-TW1	Twinkle Wheel for Large Core Fiber					
-TW2	Twinkle Wheel for PMMA Fiber					
-TWH	Hand Painted Twinkle Wheel					
-N	None					
-MAE	Mentor color/speed control system: 7 preset speeds for 8-part standard or custom color wheels. Mentor Controller required.					
-D1D	DMX, Single Channel, White Light with Douser. DMX-CONTROL required.					
-D1C	DMX, Single Channel, 8-Part Standard or Custom Color Wheel. DMX-CONTROL required.					
-D2	DMX, Dual Channel, 8-Part Standard or Custom Color Wheel and Douser. DMX-CONTROL required.					
-1LC	Single Line Cord with variable dimmer control on enclosure. NOT suitable for wet location enclosure option.					
-2LCD	Dual Line Cord for remote dimming application.					
-2LCC	Dual Line Cord for remote color wheel control.					
-3LC	3 Line Cord for remote dimming and remote color wheel control.					
-S	Standard Fan					
-QF	Quiet Fan (Dry Location ONLY - Not available for Wet Location Enclosure option)					

### EXAMPLE:

**AR150CM - 4 - 120E - D - CW - D2 - QF**

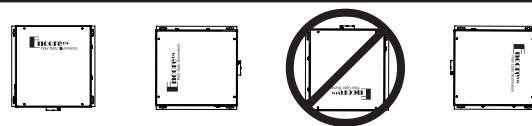
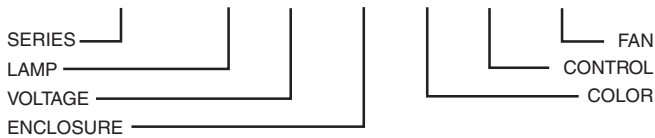


Figure 1 - Vertical Surface Mounting - Dry Enclosure



Figure 2 - Vertical Surface Mounting - Wet Enclosure

## Notes

- 1) Encore Illuminators are air-cooled. Positive ventilation must be provided for proper operation. If installed in an enclosed area, a minimum of 4 cubic feet of surrounding airspace is required for each illuminator. A minimum of 12" mounting clearance is required between adjacent illuminators or other obstructions. DO NOT allow the air vents to become obstructed. Ventilation can be improved with the addition of the DUCT-AR kit, sold separately.
- 2) Relamping: Lamp is extremely hot to the touch. Allow sufficient time to cool before removal. Handle by reflector edges only. Damage to the lamp and/or reflector will occur from contamination by the natural oils on your hands. Clean cotton gloves are recommended.
- 3) Refer to Figures 1 & 2 above for proper mounting orientation on a wall or other vertical surface. The Dry Enclosure configuration may also be mounted on a shelf or other horizontal surface. The Wet Enclosure configuration is designed for vertical surface mounting only with the aperture and air vents pointing downward. DO NOT mount the Wet Enclosure unit on a shelf or other horizontal surface.
- 4) Fiber(s) should exit illuminator straight for at least 12" before large bends. Splices to harness fiber must occur on STRAIGHT portions of fiber, not on bends.
- 5) Refer to Control section of Part Number Configuration above for dimming options.
- 6) Do not mount with fiber harness aperture upward.
- 7) All specifications are subject to change without notice.